



# HYBRIDFLUSH® AUTOMATIC

High Efficiency Quarter Stall Washout Urinal Flush Valve System

Model  
HSM101814U05

## Description

Battery Powered, Sensor Operated HYBRIDFLUSH® Side Mount  
Complete HEU System with Exposed Automatic Urinal  
Flushometer and Vitreous China Fixture.

## Flush Cycle

☐ Model HSM101814U05 (0.5 gpf/1.9 Lpf)

## Specifications

### Flushometer Specification (Model HSM-801-CU-05)

- Patented Gear Motor Drive
- Hands Free Infrared Sensor Activation
- Vandal and Water Resistant Design
- Chrome Plated Metal Housing
- Quiet Operation
- Electronic Manual Flush Button (Front)
- True Mechanical Manual Flush Button (Side)
  - \*Mechanical Button Works When Batteries are Drained
- Operates on (4) "C" Alkaline Batteries (Included)
- Battery Life - 3+ Years
- "Low Battery" Blinking LED Indicator
- Easy Battery Replacement-No Water Shut Off Necessary
- Adjustable Sensor Distance
- Optional Water Saver Mode
- Optional Three (3) Second Flush Delay Mode
- Optional 24-Hour Flush Mode
- Uses Proprietary Silicone Diaphragm with Filtered Bypass
- 3/4" I.P.S. Angle Stop
- Adjustable Tailpiece
- High Back Pressure Vacuum Breaker with Single Piece Hex Coupling Nut
- Spud Coupling and Flange for 3/4" Top Spud
- Sweat Solder Kit and Wall Flange with Set Screw
- High Efficiency For Water Conservation

### Compliance & Certifications

- ASSE 1037-2015
- ASME A112.1035-2015
- CSA B125.37-15



For Finish Variations Please Consult Factory

### Fixture Specification (Model AUU-1018-14)

- Complies with ADA Accessible Standards
- White Color
- Wall Hung Vitreous China
- Washout Flushing Action
- Elongated Rim
- Integral Flushing Rim
- Integral Trap
- 3/4" (19mm) I.P.S. Top Spud Inlet (Included)
- 2" (50mm) NPT Outlet Flange (Included)
- 100% Factory Tested
- Hanging Bracket (1 included)

### Compliance & Certifications

- ASME A112.19.2/CSA B45.1
- Energy Act of 1992
- ADA- With installation consideration for section 604 Water Closets, Accessibility Guidelines.
- ICC/ANSI A117.1
- TAS - With installation consideration for section: 4.16.3. Adult seat height 17" (432mm) to 19" (483mm).
- CSA B651 - With installation consideration for Clause 4.3.6 of the standard.
- ICC-ES PMG® Certified
- WaterSense® Listed



### Plumbing System Requirements

- Minimum Flowing Pressure: 25 PSI
- Maximum Static Pressure: 80 PSI
- Minimum Flow Rate: 18 GPM



## The HYBRIDFLUSH® Advantage

The HYBRIDFLUSH® is a revolutionary full-featured automatic/manual flush valve system. The HYBRIDFLUSH® incorporates a unique patented mechanism that allows for automatic/manual operation for unsurpassed reliability. The patented HYBRIDFLUSH® design allows for a push button to be used as an alternate flush option that is independent of the battery power. The HYBRIDFLUSH® by Advanced Modern Technologies Corporation is the most efficient, economical, and complete automatic flush valve system on the market.



Warranty  
5 Years

**AXIO®**  
TOUCH-FREE TECHNOLOGY

ADA Compliant

### Architect/Engineer Approval

Job Name	_____
Date	_____
Model Specified	_____
Quantity	_____
Variations Specified	_____
Customer/Wholesaler	_____
Contractor	_____
Architect	_____

The information contained in this document is subject to change without notice.  
Revision (04/25)



# HYBRIDFLUSH<sup>®</sup> AUTOMATIC

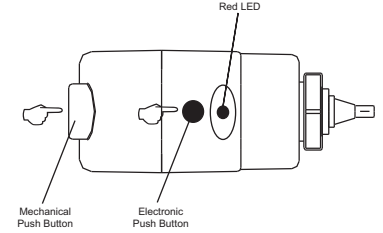
High Efficiency Quarter Stall Washout Urinal Flush Valve System

Model  
HSM101814U05

## Specifications

Operation:	Hybrid (Automatic/Manual)
Outer Casing:	Standard-Chrome Metal
Operating Water Pressure:	15 PSI - 100 PSI
Sensor Type:	Infrared
Battery Type:	Four "C" Alkaline Batteries
Battery Life:	3+ Years
Arming Delay:	5 Seconds
Sensing Range:	Adjustable, Default Set to 24" (610mm)
Operation Mode:	Can be Turned On and Off
Water Saver Mode:	Flushes After Every Other User
Flush Delay Mode:	3 Seconds Delay Before Activating Flush
24 Hour Flush Mode:	Once Every 24 Hours After Last User
Flush Cycle:	Specified by Model
Model HSM101814U05	0.5 gpf/1.9 Lpf
Manual Override:	Electronic Button/True Mechanical Button

## Visual Indicator Guide

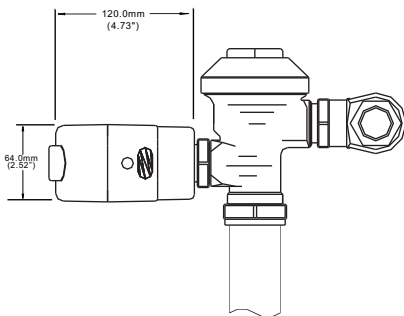
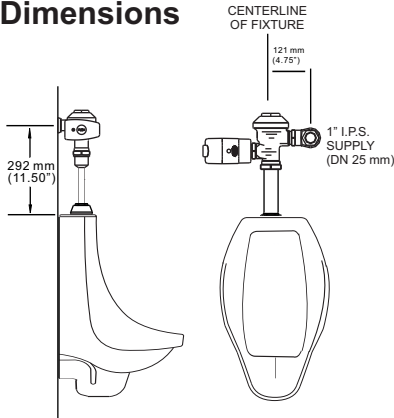


**Red LED** - Constant blinking red LED indicates batteries are low and need replacing.

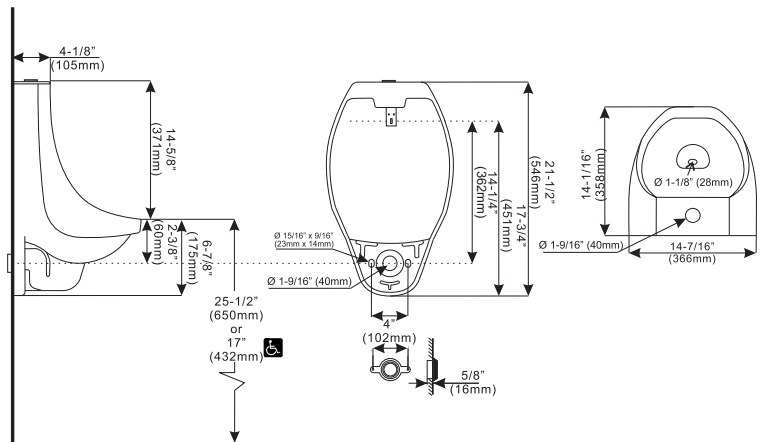
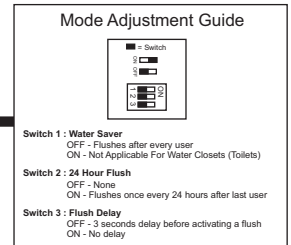
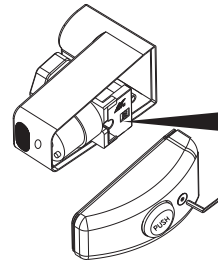
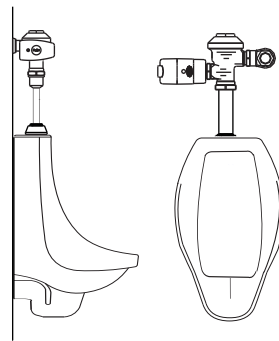
**Electronic Push Button** - Allows manual activation of flush when needed.

**Mechanical Push Button** - Allows manual activation of flush when needed and when batteries are drained.

## Dimensions



## Application



## Disclaimer

Note: All vitreous china dimensions shown in these drawings are nominal and not to scale. Dimensions can vary within the tolerances established in the governing ASME A112.19.2/CSA B45.1 standard. It is important to consider this when planning rough-in and plumbing layouts.

Advanced Modern Technologies Corporation • 8367 Canoga Avenue • Canoga Park, CA 91304  
Tel: (818) 883-2682 • Toll Free: (800) 874-7822 • Fax: (818) 883-2620 • [www.amtcorporation.com](http://www.amtcorporation.com)