



# HYBRIDFLUSH® TOP MOUNT

AUTOMATIC CONCEALED RETROFIT FOR URINALS

Model  
AEF-801-WBCRU

## Description


Hardwired, Sensor Operated HYBRIDFLUSH® Top Mount  
Retrofit Conversion Kit for Wall Box Concealed Urinal Flushometers.

## Flush Cycle

- ☐ Model AEF-801-WBCRU-18 (0.125 gpf/0.5 Lpf)
- ☐ Model AEF-801-WBCRU-05 (0.5 gpf/1.9 Lpf)
- ☐ Model AEF-801-WBCRU-10 (1.0 gpf/3.8 Lpf)
- ☐ Model AEF-801-WBCRU-15 (1.5 gpf/5.7 Lpf)

## Features

- Patented BRV® and Gear Motor Drive
- Wall Box Plate with Sensor
- Hands Free Infrared Sensor Activation
- Vandal and Water Resistant Design
- Chrome Plated All Metal Housing
- Quiet Operation
- Electronic Flush Button
- Operates on 6-Volt DC Power (Transformer Sold Separately)
- Adjustable Sensor Distance
- Optional Water Saver Mode
- Optional Three (3) Second Flush Delay Mode
- Optional 24-Hour Flush Mode
- Uses Proprietary Silicone Diaphragm with Filtered Bypass



\*AEF-801-WBCRU unit includes a Valve Body.  
It does NOT include Supply Stop or Tailpiece.

## The HYBRIDFLUSH® Advantage

The **HYBRIDFLUSH®** is a revolutionary full-featured automatic flush valve. The **HYBRIDFLUSH®** incorporates a unique patented mechanism that allows for unsurpassed reliability. The **HYBRIDFLUSH®** by Advanced Modern Technologies Corporation is the most efficient, economical, and complete automatic flush valve system on the market.

## Accessories (Add suffix to model number for accessories)

- ☐ AMTCTRANS6VDC - 6-Volt AC/DC Transformer

Warranty  
5 Years

**AXIO®**  
TOUCH-FREE TECHNOLOGY

  
ADA Compliant

### Architect/Engineer Approval

Job Name	_____
Date	_____
Model Specified	_____
Quantity	_____
Variations Specified	_____
Customer/Wholesaler	_____
Contractor	_____
Architect	_____

For Finish Variations Please Consult Factory

The information contained in this document is subject to change without notice.  
Revision (04/25)



# HYBRIDFLUSH® TOP MOUNT

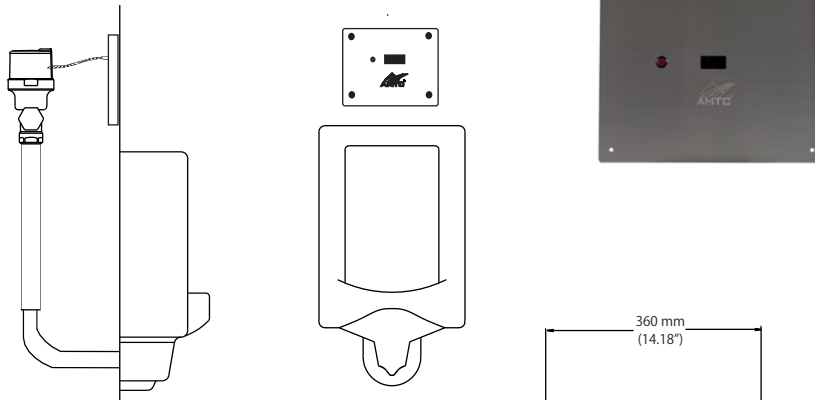
AUTOMATIC CONCEALED RETROFIT FOR URINALS

Model  
AEF-801-WBCRU

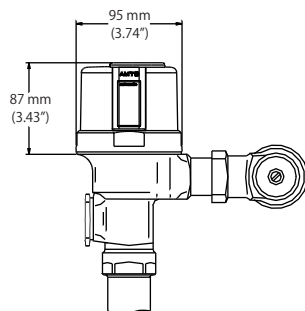
## Specifications:

<b>Operation:</b>	<b>Automatic</b>
<b>Outer Casing:</b>	<b>Standard-Chrome Metal</b>
<b>Operating Water Pressure:</b>	<b>15 PSI - 100 PSI</b>
<b>Sensor Type:</b>	<b>Infrared</b>
<b>Power Type:</b>	<b>6-Volt DC Power</b>
<b>Arming Delay:</b>	<b>5 Seconds</b>
<b>Sensing Range:</b>	<b>18" (45cm) - 30" (75cm) Adjustable</b>
<b>Ghost Flush:</b>	<b>Once every 24 Hours From Last Flush</b>
<b>Sensor Angle:</b>	<b>Fixed Angle</b>
<b>Flush Cycle:</b>	<b>Specified by Model</b>
<b>Model AEF-801-WBCRU-18</b>	<b>0.125 gpf/0.5 Lpf</b>
<b>Model AEF-801-WBCRU-05</b>	<b>0.5 gpf/1.9 Lpf</b>
<b>Model AEF-801-WBCRU-10</b>	<b>1.0 gpf/3.8 Lpf</b>
<b>Model AEF-801-WBCRU-15</b>	<b>1.5 gpf/5.7 Lpf</b>
<b>Flush Mode:</b>	<b>After Every Use</b>
<b>Water Saver Mode:</b>	<b>After Every Other Use</b>
<b>Manual Override:</b>	<b>Electronic Flush Button</b>

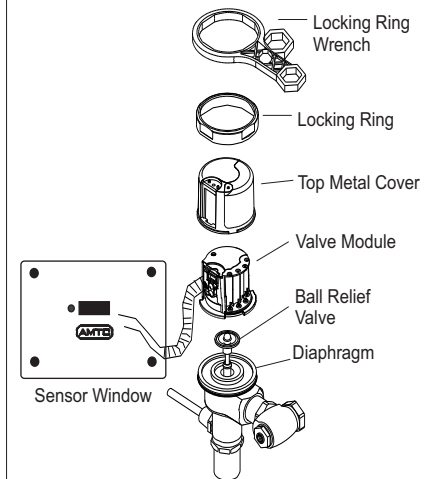
## Application:



## Dimensions:



## Exploded View:



Advanced Modern Technologies Corporation • 8367 Canoga Avenue • Canoga Park, CA 91304  
Tel: (818) 883-2682 • Toll Free: (800) 874-7822 • Fax: (818) 883-2620 • [www.amtccorporation.com](http://www.amtccorporation.com)