



HYBRIDFLO[®]

AUTOMATIC FAUCET SYSTEMS

Model
AEF-302

Description

Sensor Operated, Gear Motor Driven, Chrome Plated Brass
Gooseneck Automatic Faucet System For Tempered or
Hot/Cold Water Operation

Flow Rate

- 0.35 gpm/1.3 Lpm Spray Head (Cal Green Compliant)
- 0.5 gpm/1.9 Lpm Spray Head

Specifications

- Chrome Plated Solid Brass Gooseneck Spout (Standard)
- Less Than 0.25% Lead Content by Weighted Average
- Patented BRV[®] and Gear Motor Drive
- Hands Free Infrared Sensor Activation
- Powered by Four (4) C-Cell Batteries (Included)
- Easy Battery Replacement - No Water Shut Off Necessary
- Removable Filtering System (Easily Cleaned)
- 1 Hole Center Set Mounting
- 3 Hole 8" Center Set Mounting Using Cover Plate
- 1 Second Shut Off Delay
- Adjustable Digital Sensing Range: 2"(55mm) -12"(300mm)
- Automatic Water Flow Shut-Off: 10 Seconds
- Operating Water Pressure: 10-125 PSI
- Easy Installation
- **ASME A112.18.1-2012 and CSA B125.1-12 Compliant**
- **Safe Water Drinking Act Compliant**
- **California Energy Commission (CEC) Compliant**
- **Living Buildings Challenge (LBC) DECLARE. Compliant**
- **ADA Compliant**

Accessories (Add suffix to model number for accessories)

Cover Plates

- CP4 Cover Plate for 4" Center Set (6.25" Length)
- CP8 Cover Plate for 8" Center Set (10.25" Length)
- CP8-1 Cover Plate for 8" Center Set (12.25" Length)
- HC Hole Covers (Set of 2)

Alternate Spray Heads

- SH10 1.0 gpm/3.8 Lpm Spray Head
- SH15 1.5 gpm/5.7 Lpm Laminar Flow Spray Head

Alternate Power Options

- HG01 Plug-in Hydro-Power Electric Generator
- AD01 Plug-in 6-Volt AC Power Adapter

Temperature Mixing Valves

- MV Mechanical Mixing Valve (Below Deck)
- TMV Thermostatic Mixing Valve (Below Deck)



The HYBRIDFLO[®] Advantage

The HYBRIDFLO[®] Automatic Faucet System incorporates patented BRV[®] Technology with a state of the art high quality gear motor drive mechanism. By using a gear motor instead of a solenoid, the HYBRIDFLO[®] Automatic Faucet System achieves a level of reliability rarely experienced with other automatic faucet systems. The spout of the faucet is built of high quality solid brass. The design of the control box allows for easy installation and conceals all mechanical and electrical components. An easy to clean filter assures easy maintenance, long life, and ultimate performance.

The unique design of the HYBRIDFLO[®] Automatic Faucet System allows for the use of various power options including battery power, electrical power (with battery back-up), or an environmentally friendly hydro-power electric generator.



UPC and Low Lead Compliant



Warranty
5 Years




ADA Compliant

Architect/Engineer Approval

Job Name	_____
Date	_____
Model Specified	_____
Quantity	_____
Variations Specified	_____
Customer/Wholesaler	_____
Contractor	_____
Architect	_____

The information contained in this document is subject to change without notice.
Revision (03/17)

For Finish Variations Please Consult Factory



HYBRIDFLO[®]

AUTOMATIC FAUCET SYSTEMS

Model
AEF-302

Specifications:

Operation:	Automatic (Gear Motor Drive)
Spout:	Solid Brass Gooseneck Spout
Mounting Applications:	1 Hole Center Set
	3 Hole 8" Center Set (using cover plate)
Sensor Type:	Infrared
Battery Type:	Four (4) C-Cell
Battery Life:	400,000 Cycles or 3 Years
Alternate Power (optional):	Plug-in 6-Volt AC Power Adapter
	Plug-in Hydro-power Electric Generator
Working Water Pressure:	10-125 PSI
Supply Inlet Size:	1/2" Supply Inlet
Temperature Control:	None (use TMV to mix hot/cold water)
Pop-Up Drain Rod:	None
Sensor Location:	Base of Spout
Sensor Range Setting:	Digital Push Button
Sensing Range:	2"(55mm) - 12"(300mm)
Shut-Off Delay Time:	1 Second
Automatic Shut-Off Time:	10 Seconds
Low Battery Indicator:	Solid Red Light on Sensor

When the AEF-302 faucet is installed on a three (3) hole 4" or 8" center set application, a cover plate should be used.

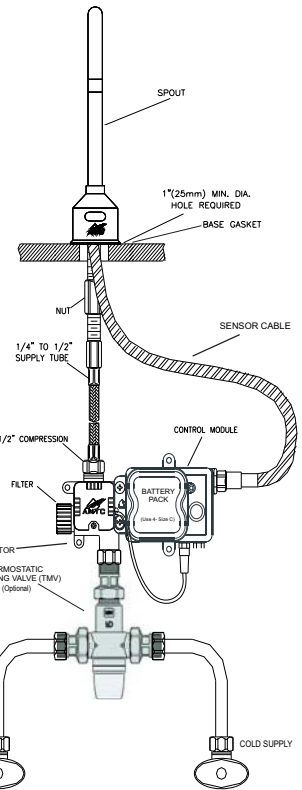


Cover Plates should be specified separately.

CP4 - Cover Plate for 4" (102mm) center set.
(Actual plate length 6.25" (159mm))

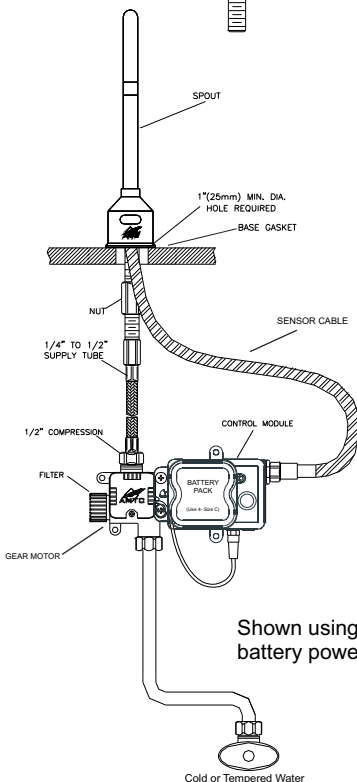
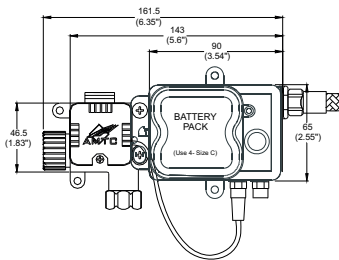
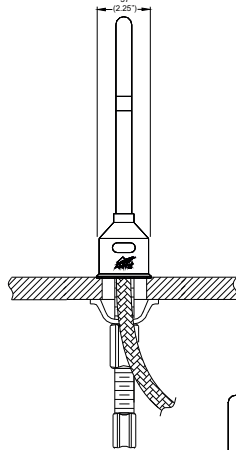
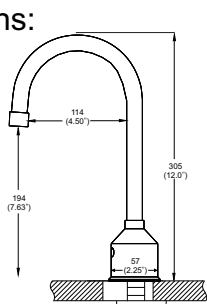
CP8 - Cover Plate for 8" (204mm) center set.
(Actual plate length 10.25" (260mm))

CP8-1 - Cover Plate for 8" (204mm) center set.
(Actual plate length 12.25" (311mm))



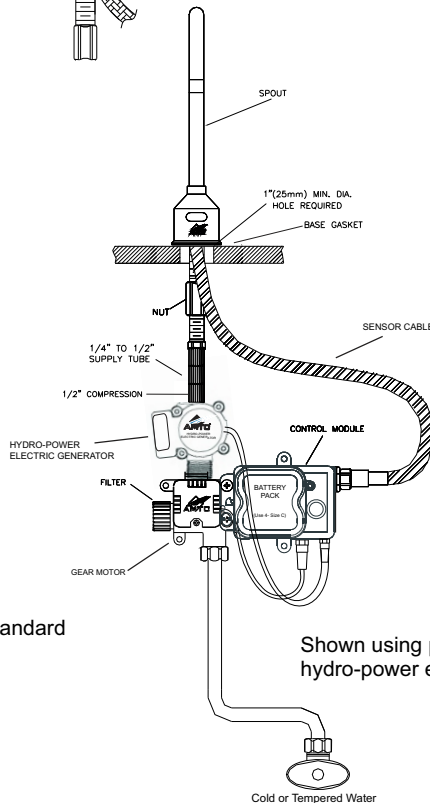
Shown using hot and cold water mixing

Dimensions:



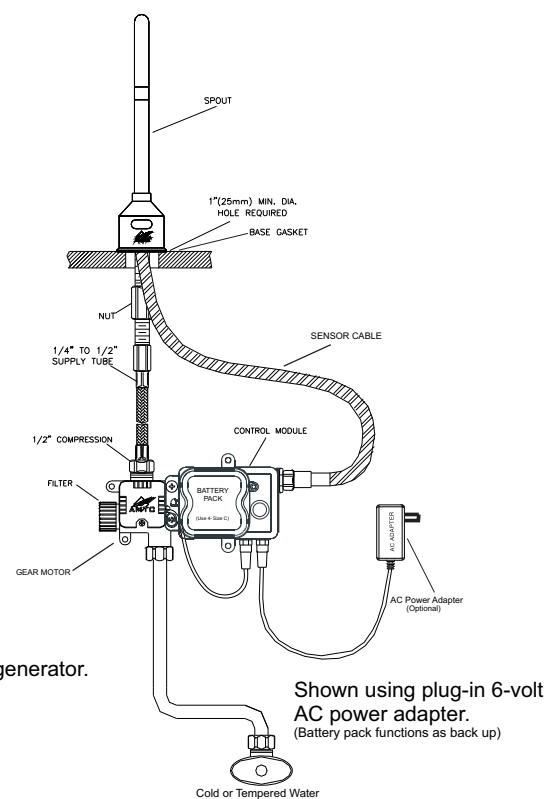
Shown using standard battery power.

Cold or Tempered Water



Shown using plug-in hydro-power electric generator.

Cold or Tempered Water



Shown using plug-in 6-volt AC power adapter.
(Battery pack functions as back up)

Cold or Tempered Water

Advanced Modern Technologies Corporation • 19800 Nordhoff Place • Chatsworth, CA 91311
Tel: (818) 883-2682 • Toll Free: (800) 874-7822 • Fax: (818) 883-2620 • www.amtcorporation.com